






### What will we be learning?

We will be finding out about different types of houses and materials through focusing on traditional tales of Goldilocks and the Three Bears and Three Little Pigs. We will be thinking about differences in sizes and materials. We will explore creating our own houses and find out about our own houses and the different things we have in our houses and houses around the world.

# Knock, Knock!

## Spring Term 2

### Stories we will be reading...



Goldilocks and the Three Bears

The Three Little Pigs

Rapunzel

### What could you do at home?

Help children to find out about and explore their own house and different types of houses around them. Look at different houses on a walk and point out features such as windows, doors and chimneys. Encourage children to help you with a DIY project and visit home stores to look at/buy building and decorating materials. Take pictures of different rooms in your house or other houses that are important to children, such as Grandparent's houses, to send into school

Share other traditional tales with children such as Hansel and Gretel, The Gingerbread Man and The 3 Billy Goats Gruff.

### Stories/ DVDs you could share at home

Traditional fairy tales, The house that Jack Built by Diana Adams, This is our house by Michael Rosen, Miss Brick the builders baby by Alan Ahlberg. Justins House (Cbeebies), The three little pigs (Disney movie)

### Language/ Key Vocabulary

House, flat, caravan, tent, roof, door, window, chimney, garden, lounge, kitchen, bedroom, address, bathroom, hard, smooth, big, small, middle sized, road, street, stairs, wood, brick, glass, straw, clay.



